

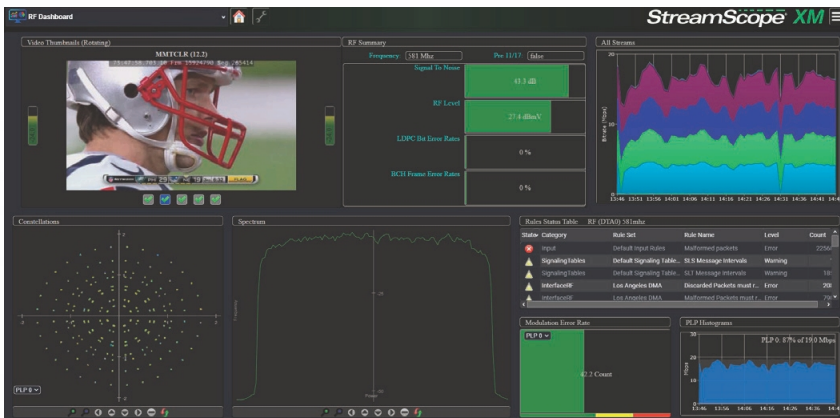
StreamScope[®] XM Dashboard

ATSC 3.0 Dashboard Designer

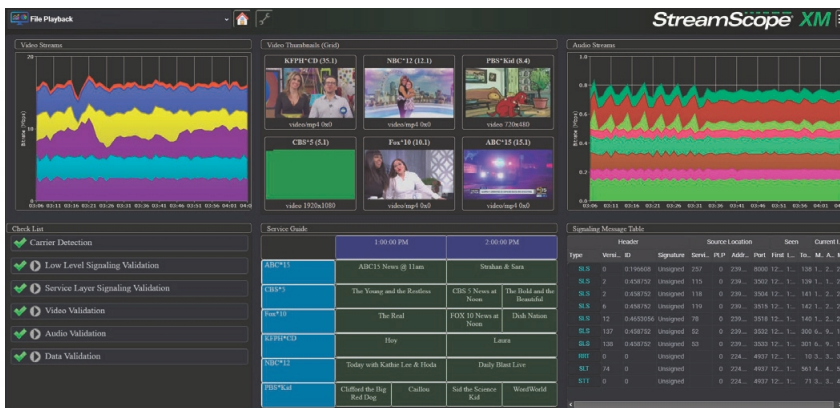
StreamScope[®] XM Dashboard software enables TV engineers and other personnel to create their own customized web-based dashboards of real-time data from multiple ATSC 3.0 inputs and broadcast streams.

Design your dashboards from a large selection of predefined components - such as thumbnails, graphs, bar charts, and histograms - which can be combined and formatted into customized layouts. The dashboards can be created for a single user to view or for a group of viewers.

This flexible, user-friendly software makes it easy to monitor and maintain network performance and quality of service across ATSC 3.0 environments.



A custom dashboard created for ATSC 3.0 RF inputs.



A custom dashboard created for ATSC 3.0 Ethernet inputs or recorded PCAP files.



StreamScope XM Dashboard creates custom dashboards based on ATSC 3.0 IP and RF inputs from StreamScope XM Analyzers.

Benefits

- Design your dashboards with the KPI components you want to monitor.
- Customize dashboard structures and layouts to fit your needs.
- Integrate with StreamScope XM Analyzer.
- Rely on Industry-leading customer support.











Features

- Rotating and grid layout video thumbnails
- Video, audio, and data stream bitrates
- Signaling checklists and message tables
- RF signal properties: level, SNR, etc.
- RF Cartesian graphs: constellations, impulse, spectrum, and transfer
- PLP bandwidth bar charts and histograms
- Malformed and un signaled packets
- Analysis rule statuses and summaries
- Service guide schedules and program data
- L1 basic, detail, and PLP settings
- Bootstrap, subframe, and TX ID settings
- BCH and modulation error rates
- LDPC average iterations, maximum iterations, and bit error rates
- And more...

StreamScope[®] XM Dashboard

Part of the TV Industry's Most Comprehensive QA Toolset

StreamScope XM Dashboard software can be integrated with the StreamScope Enterprise monitoring and management system to create a complete DTV QA toolset. Dashboard can be upgraded to include StreamScope XM Monitor and Analyzer software. In addition, StreamScope XM Dashboard is integrated with the Media Edge Gateway (MEG) by Synamedia[®].

StreamScope XM ATSC 3.0 SQA applications	Enterprise Enterprise Assurance 		Unified monitoring and management of distributed systems.
	StreamScope XM Analyzer Professional in-depth ATSC 3.0 stream analyzer 		ATSC 3.0 professional analyzer and troubleshooter, with options supporting multiple simultaneous inputs, advanced RF, and remote workgroup user interfaces.
	StreamScope XM Monitor Professional service monitor 		ATSC 3.0 professional monitoring, auditing, and logging system with long-term monitoring and reporting and postmortem problem resolution (available second half 2021).
	StreamScope XM Dashboard Powerful visual verification toolset 		Easy-to-use software for creating customized dashboards to meet users ATSC 3.0 monitoring and analysis needs.
	StreamScope Verifier Visual Service Verification 		Simple application for visual verification of service parameters, using the powerful StreamScope ATSC 3.0 analysis engine.

StreamScope XM Order Information

STSCXM-BASE	Base StreamScope XM platform, supporting up to four inputs and one transcode
STSCXM-HIGH	High-end StreamScope XM platform, supporting up to 12 inputs and four transcodes
STSCXM-P	High-end StreamScope portable platform, supporting up to 12 inputs and four transcodes
STSCXM-HDT	High-end StreamScope XM portable HDT platform, supporting up to 12 inputs and four transcodes
STSCXM-ANLZR	StreamScope XM Analyzer
STSCXM-MON	StreamScope XM Monitor
STSCXM-DASH	StreamScope XM Dashboard

**Contact Us for
a Free Demo
or Price Quote**

Triveni Digital
777 Alexander Road
Princeton, NJ 08540
609.716.3535 | t
609.716.3503 | f
info@trivenidigital.com
trivenidigital.com

